



Shell-Clad stand attachments


Please refer to your Shell-Clad installation instructions for the positioning of these components.




1. Standard Shell-Clad clip




2. Standard Shell-Clad corner adaptor




3. Short end Shell-Clad clip




5. Internal corner (90°) assembly




6. External corner (90°) assembly




7. Non-return corner assembly



8. Diagonal corner (135°) assembly



9. Floating corner X assembly



10. Non-return / wall end Z assembly

NOTE: Stand attachment 4 is not shown as it isn't used as an individual component.

WARNING: Shell-Clad is designed to attach graphics and similar lightweight materials to a shell scheme. Do not attempt to hang heavy objects with Shell-Clad.

DISCLAIMER: THE MANUFACTURER OF SHELL-CLAD TAKES NO RESPONSIBILITY FOR THE MIS-USE OR INCORRECT USE OF THIS PRODUCT.

For further information, please contact your Shell-Clad supplier direct.

www.Shell-Clad.com

 **SHELL-CLAD™**
making exhibitions easy

Designed and built in Great Britain. Shell-Clad™ Patent Number 2425566 (0508525.3) European Registered Design Number 778584-001.